

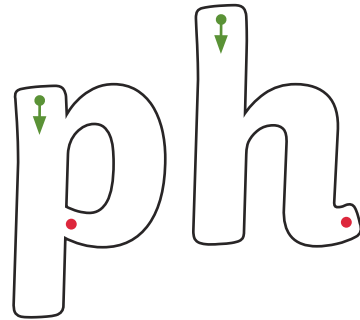
# Pupil Workbook

## Level 5 Week 19

Name: \_\_\_\_\_



**ph**



ph \_\_\_\_\_

**1. Read the common exception words.**

Colour the parts of the words you find tricky.

Wednesday brother

**2. Write the common exception words.**

Which is the tricky part of the word? Why is it tricky? Colour the tricky part in a different colour. Write the word two more times.

because different

\_\_\_\_\_  
\_\_\_\_\_

\_\_\_\_\_  
\_\_\_\_\_

Focus: **ph** saying /f/

**f**

**ff**

**ph**

**3. Read and match.**



Read these words and draw a line to match them to the correct picture. Add in sound buttons to help you.

**microphone**

**phone**

**photo**

**dolphin**



One of the words does not match a picture. Can you draw a picture to match the word?

How confident do you feel?



**f**

**ff**

**ph**


**1. Read the sentences.**

Tick the sentence that matches the picture.

**Kit and Sam fed the elephant a cake.**


**Kit gave the elephant some plants to eat.**

**The elephant ate Kit's hat.**



**2. Spell the words.**

Look at the picture, say the word and write each word down.



\_\_\_\_\_

\_\_\_\_\_

\_\_\_\_\_

Focus: **ph** saying /f/

### 3. Spell the common exception words.

Read each common exception word. Cover them and write them three more times underneath.

**because**

**different**

---

---

---

---

---

---

How confident do you feel?



Focus: **ph** saying /f/

**f**

**ff**

**ph**

### 1. Read the story.

Highlight all of the words that contain the /f/ phoneme.

Joseph and Steph ran a coffee shop. It was an odd kind of coffee shop that sold crazy food. They made toffee pasta, fizzy muffins and pies in the shapes of elephant's ears! The customers loved all of the different food and came from far and wide to eat it. Some of them even took photos of the food on their phones!

One Wednesday, a man called Phil came into the coffee shop with a big camera and a microphone.

"You have got the trophy for the best coffee shop in the city," he said.

"Can we take your photo and film you for the TV?" he asked.

"Yes! I would love that," Joseph said.

"What a triumph to be the very best," said Steph, smiling.

### 2. Sort the words.

f	ff	ph

How confident do you feel?



Focus: **ph** saying /f/

**f**

**ff**

**ph**

1. Read the silly questions.

Answer by putting a circle around 'yes' or 'no'.

**Do dolphins use earmuffs?**                      yes              no

**Is the alphabet pink?**                              yes              no

**Can you phone the Moon?**                      yes              no

**Is an elephant bigger than a cat?**              yes              no

2. Write the focus words.

**photo**

**elephant**

**phone**

**dolphin**

How confident do you feel?



Focus: **ph** saying /f/

**f**

**ff**

**ph**

**1. Write the sentence your teacher says.**

Think carefully about which graphemes to use to spell the words.

---

---

---

---

---

---

---

---

How confident do you feel?





Focus: **ph** saying /f/

**f**

**ff**

**ph**

1. Write your own silly sentence.

Use words containing the **ph** grapheme.

---








































---



---



---

<b>ay</b>  pray	<b>oy</b>  boy	<b>ie</b>  tie	<b>ea</b>  leaf	<b>a_e</b>  cake	<b>i_e</b>  slide	<b>o_e</b>  bone	<b>u_e</b>  cube
<b>u_e</b>  flute	<b>e_e</b>  trapeze	<b>ou</b>  mouth	<b>a</b>  acorn	<b>e</b>  equal	<b>i</b>  lion	<b>o</b>  hotel	<b>u</b>  unicorn
<b>ch</b>  chef	<b>ch</b>  Christmas	<b>ir</b>  girl	<b>ue</b>  statue	<b>ue</b>  glue	<b>y</b>  sunny	<b>aw</b>  saw	<b>au</b>  autumn
<b>ow</b>  window	<b>oe</b>  toe	<b>wh</b>  wheel	<b>c</b>  city	<b>g</b>  gem	<b>ph</b>  dolphin	<b>ea</b>  bread	<b>ie</b>  shield
<b>tch</b>  witch	<b>are</b>  bare	<b>ear</b>  pear	<b>ore</b>  core	<b>ew</b>  screw	<b>ew</b>  stew		

**2. Practise spelling the focus words.**

Look and Say	Look, Say and Write	Cover and Write	Check
phone			
dolphin			
elephant			
alphabet			
photo			
microphone			
graph			
orphan			
because			
different			